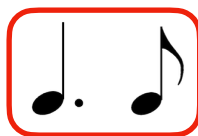




Double Bass Music Theory Worksheet # 3 Time Signatures

In this worksheet, you will need to fill out the bars to make up the required beats. Watch the video for each task. Also, you can choose from the notes and groups of notes below to make up the required number of beats in each bar.




= 2
crotchet or
quarter
note beats



= 2
crotchet or
quarter
note beats



= 2
crotchet or
quarter
note beats




= 4
crotchet or
quarter
note beats



= 2
crotchet or
quarter
note beats



= 3
crotchet or
quarter
note beats



= 3
crotchet or
quarter
note beats



= 2
crotchet or
quarter
note beats




= 1
crotchet or
quarter
note beat

Scan the QR code to see the video on how to complete each bar with notes and rests to make 4 beats in each bar. [Click on the play button then turn your phone or tablet sideways to see full screen.](#)



complete each bar with notes and rests to make FOUR beats in each bar.
Refer to the notes and rest and groups of notes and rests above.

The 1st bar is complete with 4 crotchet beats



Scan the QR code to see the video on how to complete each bar with notes and rests to make 3 beats in each bar. [Click on the play button then turn your phone or tablet sideways to see full screen.](#)



complete each bar with notes and rests to make THREE beats in each bar. Refer to the notes and rest and groups of notes and rests above.

The 1st bar is complete with 3 crotchet beats



Worksheet # 3 Time Signatures - Continued



Scan the QR code to see the video on how to complete each bar with notes and rests to make 3 beats in each bar. Click on the play button then turn your phone or tablet sideways to see full screen.



complete each bar with notes and rests to make TWO beats in each bar. Refer to the notes and rest and groups of notes and rests above.

The 1st bar is complete with 2 crotchet beats



More information on the level 1 Flipped Music Books and iBooks is available at:
www.flippedmusic.com.au/double-bass